

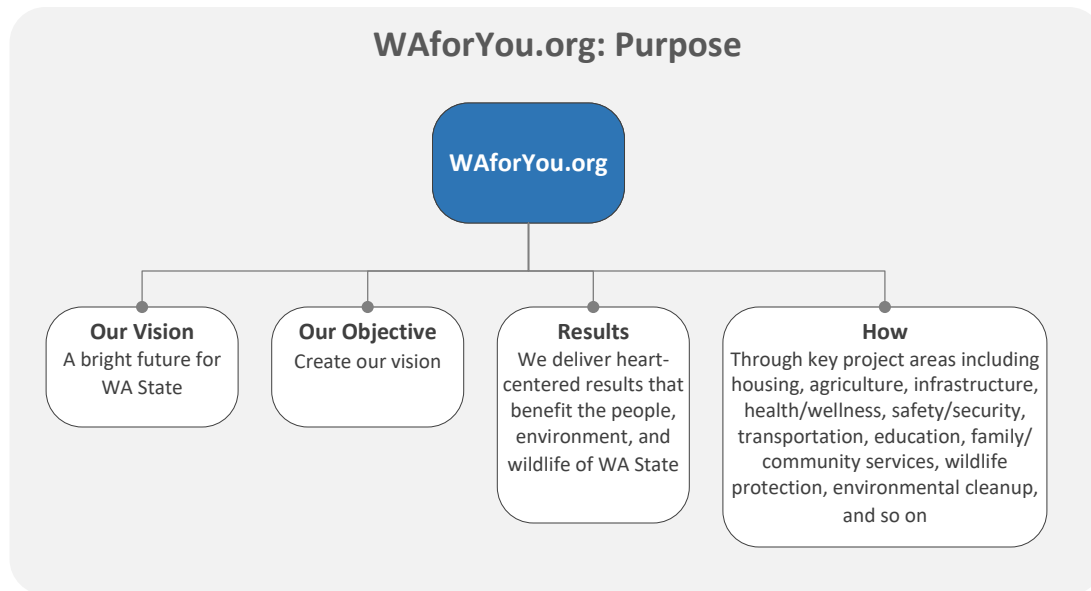
Project Objectives/Goals Alignment

This diagram shows an example (using a project for a natural healing center) of how you could visually align your project objectives and goals, as well as ensure that they are aligned with WAforYou.org. This type of information can provide the basis for your more detailed project plans in spreadsheets or online project management tools.

1 **WAforYou purpose:** To work with our team, your project must align with the WAforYou.org purpose. Remember, you could think of this as your compass to keep you on course.

Our principles for working with people:

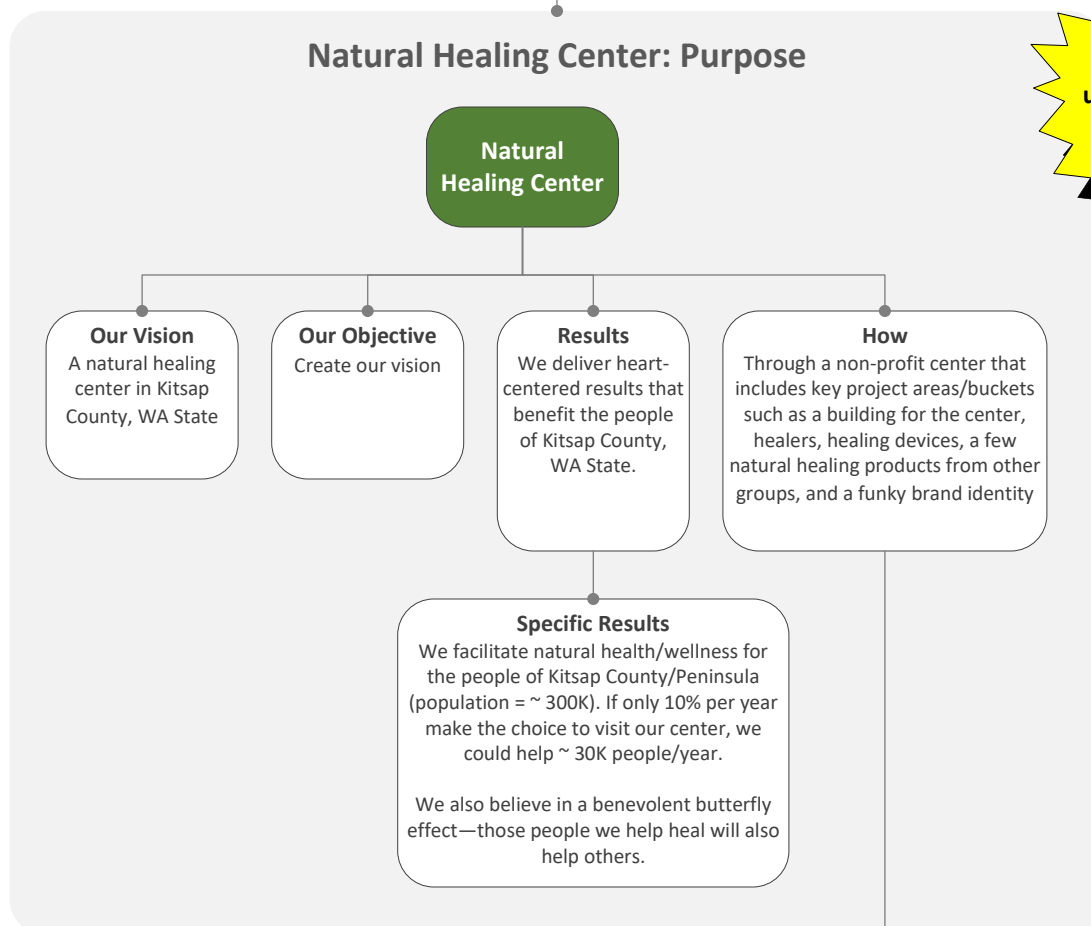
- Honesty
- Authenticity
- Integrity
- Benevolence
- Freedom
- Sovereignty
- Natural Law: Do no harm + protect yourself and innocents from harm



2 **Your project purpose:** This high-level alignment for your project's purpose is a compass that you develop *specifically for your project*. It's helpful to use this whenever you have important decisions to make and you wonder if they're in alignment with your purpose.

In addition to the WAforYou.org principles, our principles for working with people include:

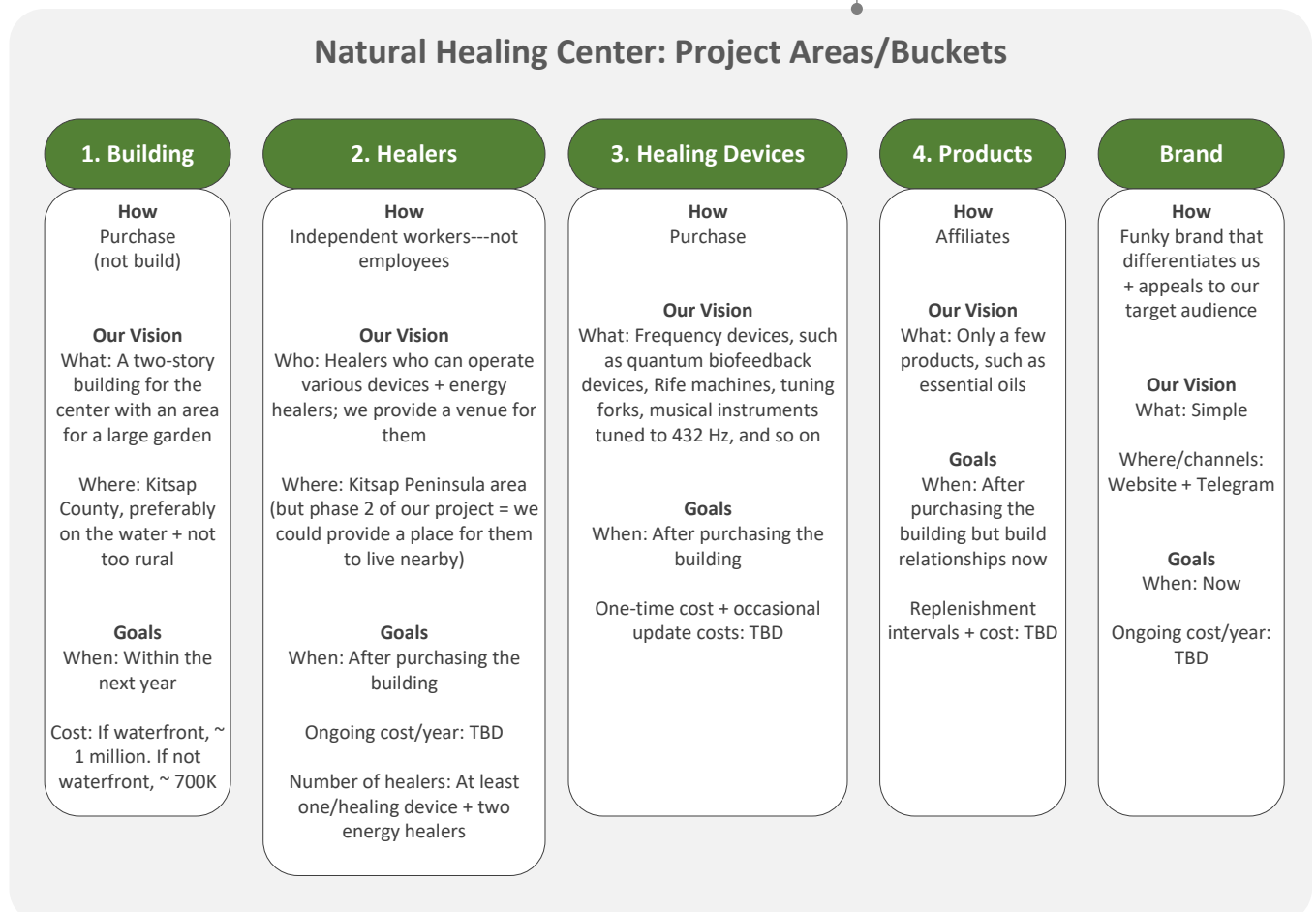
- People must come to us of their own free will
- We tell everyone upfront that if they don't really want to be healed, no matter how much we help them, they won't heal.



Tip: Does this project light YOU up? If not, you might fizzle out mid-project.

3 **Project areas/buckets for your project:** When you get to this level of project planning, you start fleshing out the details of your project. For each project area, determine the main bits of information, which of course vary by project. Other details usually also include project phases, priorities, milestones, resources, projected costs, risk likelihood, and so on.

Terminology: As you can see, we've used the term "objectives" farther up in this alignment diagram to denote objectives that are far more strategic in nature—that provide an overall direction. In this step, we started using the term, "goals" to specify much more detailed results than strategic objectives.



4 **Your project's details:** To go to the next level of detail for your project, we suggest you do more research on the web and choose various tools such as spreadsheets or online project management tools where you can develop the level of detail you need for your project. For example, you can view intricate task interdependencies by using Gantt charts, or view simple lists using Kanban boards. And, when using online tools, you can easily collaborate with anyone anywhere, and even track costs and billing. Good luck!